

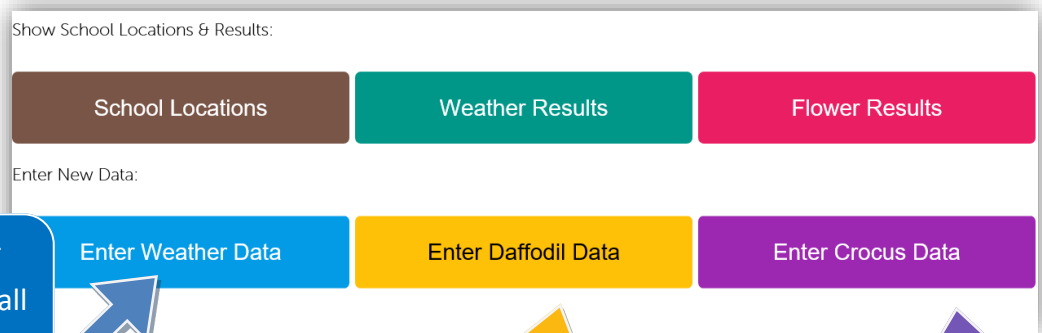

# How to Enter Your Data

You will need:

- Your results
- Your login information (write it in the box below)
- A device connected to the internet



1. Go to <https://museum.wales/spring-bulbs/>
2. Click "Schools Login" and enter your school's username and password.
3. You will see a web page that looks like the picture below.
4. Click the button for the data you want to enter.



Click here to enter your weather recordings (rainfall and temperature).



Click here to enter your daffodil heights and flowering dates, including your daffodils planted in the ground.



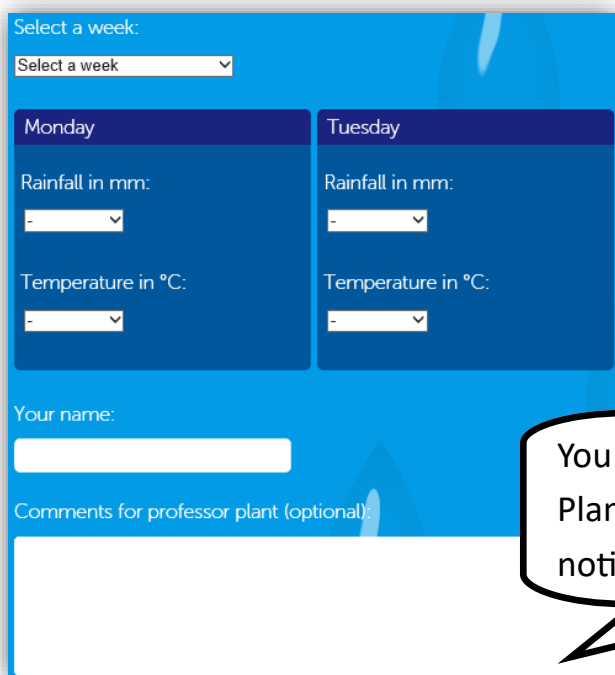
Click here to enter your crocus heights and flowering dates



Username

Password

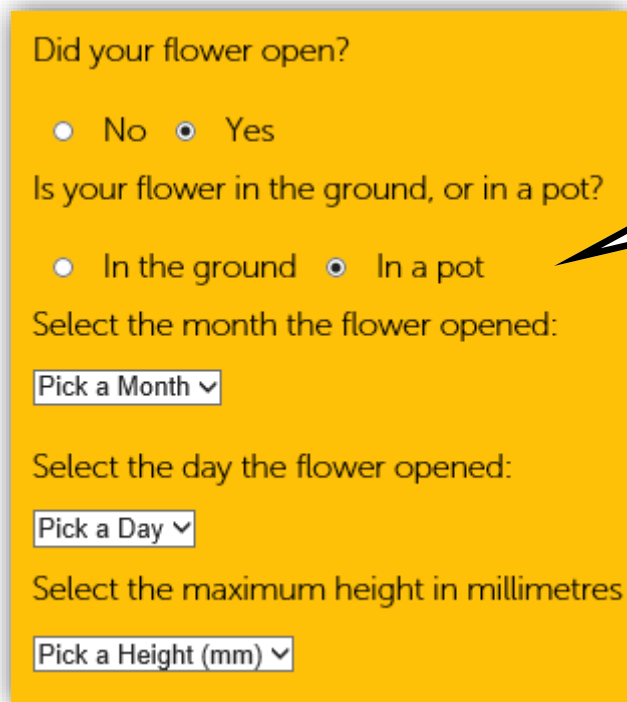
You can submit weather data one week at a time. Enter your weather data carefully. Check that your measurements are using the correct units: mm for rainfall, and °C for temperature.



Tip: You could assign a small group of children to take responsibility for making sure the weather results are updated regularly, e.g. weekly.

You can add a comment for Professor Plant if you would like, e.g. if you notice anything interesting!

You can only enter flowering data between January and March. If your bulbs haven't flowered by the end of the project, tick 'no' for the first question. This is also important data for us!



'Remember to select whether you are entering data for a bulb in a pot or in the ground.

Please upload your data by the end of March, and before the Spring Holiday.

If you have any problems, please contact Penny at:  
[penny.tomkins@museumwales.ac.uk](mailto:penny.tomkins@museumwales.ac.uk)